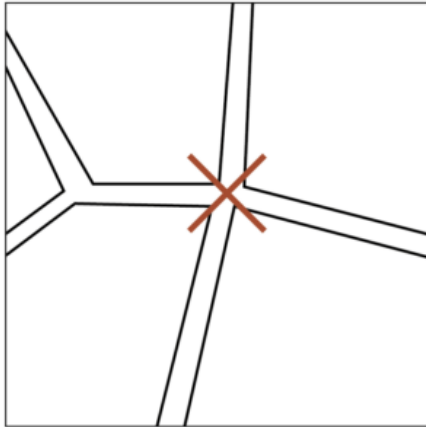


1. Rule No. 1
2. Rule No. 2
3. Rule No. 3
4. Rule No. 4
5. Different Visual Effects

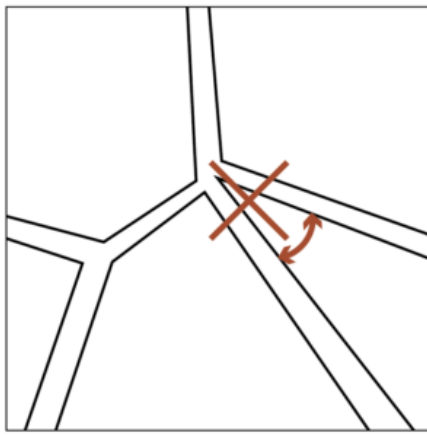
## 1. Rule No. 1

Avoid creating a four-point cross.



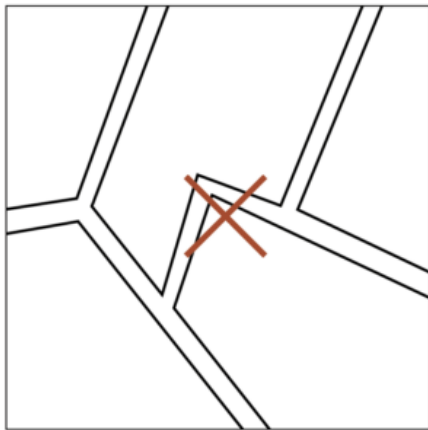
## 2. Rule No. 2

Avoid sharp angles.



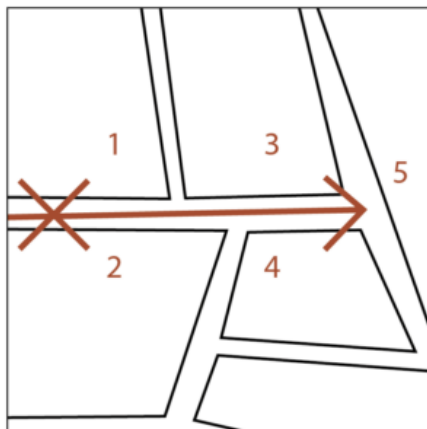
### 3. Rule No. 3

Avoid overlapping into the next flagstone.



### 4. Rule No. 4

Avoid continuous joints.



### 5. Different Visual Effects

Additionally, flagstone can give very different effects depending on how much effort you put into shaping the stones.

Check out our video on [how to achieve various visual effects with flagstone depending on the degree of customization.](#)

